

Mention to students

Sample you => then zero mark for entire assignment (24% for EQuiz + 6% for CEQuiz!)

EQuiz:

encourage students to use GenAI tools for E-Quiz

Try the ">"

penalties in EQuiz + CEQuiz when "check"

Lecture teaching => Self-reading (e.g. Week 1: Read 1302 text 1.1-1.3, 2.1-2.3) => EQuiz1

CEQuiz:

Password for DEMO CE-Quiz: "demo"

Like exam, but "Collaborated" – discuss/ask other persons

if phone not available => authentication problem logging into canvas

CEquiz can only be done during your own lab hours

CE Quiz: x washroom unless submit first

SEB

Switch bet minimized windows / restart SEB

Install in classroom PC

Install in your PC

TAs and Helpers:


LA4	LI-4208	Mon	14:00	HUANG Qingxiao 黃青霄
LA3	LI-4400	Mon	17:00	LIU Mingzhe 明哲
LA2	LI-4208	Tue	13:00	WANG Zhiwen 王志文
LA1	LI-4208	Wed	11:00	GENG Bohao 耿博浩

AHMEDANI Alyan Aamir; Karimtayev Bexultan; Akhmetbek Danial; Lua Nicholas Marcus; LAI Sheung Yuk;

Hussain Aashil; - MARCELLO-RAPHAEL-CHRISTIANO; Vlaskalic Milica ; HU YE PENG; NGAI Yu Hang;

Akhmetbek Danial; - MARCELLO-RAPHAEL-CHRISTIANO; Khamza Rauan; Le Win; Ganiyeva Zhanel;

Hussain Aashil; - MARCELLO-RAPHAEL-CHRISTIANO; Mohammad Yusuf; Adnan Umer;



An integer may occupy 4 bytes in the computer memory
That means 32 bits.

Safe Exam Browser (SEB)

Before launching SEB vs After launching SEB:

CS1302 Intro to Comp Progm'g

cs1302-eq

- Your answers are **automatically submitted** at the close of the exam.
- You can **view your score** and **review your attempt** from this cover page after the closing of the exam.
- If you click **Finish attempt...** and then **Submit all and finish**, you will no longer be able to view your score or modify your answers.

✔ Answer Checking Options

Each question may include one or both of the following buttons:

◆ Check Button

- Allows you to verify your answer **before submission**.
- **Penalty applies** for incorrect attempts, E.g., you may see
 - 10% for programming questions.
- Designed to discourage random guessing.
- For programming questions, there are **hidden test cases** that are evaluated only after submission to prevent test-specific solutions.

◆ Precheck Button (Programming Questions Only)

- Lets you test your solution against a **smaller set of test cases** than what the **Check** button does.
- **No penalty** is applied.

Attempts allowed: 1

To attempt this quiz you need to know the quiz password

This quiz has been configured so that students may only attempt the quiz once.

Time limit: 45 mins

CS1302 Intro to Comp Progm'g

Assign To

cs1302-eq

- You can **view your score** and **review your attempt** from this cover page after the closing of the exam.
- If you click **Finish attempt...** and then **Submit all and finish**, you will no longer be able to view your score or modify your answers.

✔ Answer Checking Options

Each question may include one or both of the following buttons:

◆ Check Button

- Allows you to verify your answer **before submission**.
- **Penalty applies** for incorrect attempts, E.g., you may see
 - 10% for programming questions.
- Designed to discourage random guessing.
- For programming questions, there are **hidden test cases** that are evaluated only after submission to prevent test-specific solutions.

◆ Precheck Button (Programming Questions Only)

- Lets you test your solution against a **smaller set of test cases** than what the **Check** button does.
- **No penalty** is applied.

Preview Quiz

Attempts allowed: 1

To attempt this quiz you need to know the quiz password



cs1302-eq

CS1302 Introduction to Computer Programming [25B]

Quiz for testing SEB

To do: Receive a grade

In Safe Exam Browser

Opened: Monday, 12 January 2026, 12:00 AM

Closes: Wednesday, 21 January 2026, 11:59 PM

- Log in

- Go to the quiz and you will arrive this page.

(If there is a dialog with the message "You are not allowed to reconfigure SEB", just click "OK".)

This is for **testing Safe Exam Browser (SEB)**. Unlike other CE-Quizzes, it allows unlimited attempts outside your Lab sessions with no deadline.

Attempt quiz

Click to attempt the quiz

This quiz has been configured so that students may only attempt it using the Safe Exam Browser.

Time limit: 45 mins

Grading method: Highest grade



cs1302-eq

Done! Receive a grade

Opened: Monday, 12 January 2026, 12:00 AM
Closes: Wednesday, 21 January 2026, 11:59 PM

This is for testing **Safe Exam Browser (SEB)**. Unlike other CE-Quizzes, it allows unlimited attempts

Back

Information
Flag question

Name [redacted]
Email [redacted]

You **may NOT use personal electronic devices**, while you may use

- **OPTmentor:**
Click the following links multiple times to open multiple windows. In SEB, s

Open in live editing mode
Open in default mode

- Quiz for testing SEB (page 1 of 2) | cs1302-eq
- Live Python Programming Mode
- Live Python Programming Mode
- Visualize Python Code Execution
- Visualize Python Code execution



You can open multiple windows of the OPTmentor debugger

Use the button to show / switch between windows of OPTmentor / Quiz

Live Python Programming Mode

Visualize Python Code Execution

Visualize Python Code Execution

Visualize Python Code Execution

Visualize Python Code execution

Visualize Live Edit Create test cases

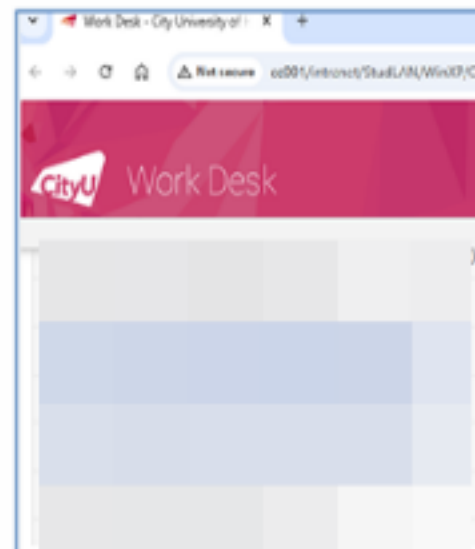
Visualize Live Edit Permalink

Visualize Live Edit Create test cases

Safe Exam Browser (SEB)

Manually install in classroom computers

1. Click **Work Desk** icon on a CSC-Lab PC desktop.
2. Find **Safe Exam Browser** on the right side of the list and install.
3. After installation, click the links on Canvas course homepage with a normal browser (NOT SEB).
4. Click the button **Open Safe Exam Browser** in the pop-up dialog to start.



2025/26 Semester B

CS1302 Intro to Comp Prog'mg

cs1302-eq

Quiz for testing SEB

To do: Receive a grade

Opened: Monday, 12 January 2026, 12:00 AM
Closes: Wednesday, 21 January 2026, 11:59 PM

This is for **testing Safe Exam Browser (SEB)**. Unlike other CE-Quizzes, it allows unlimited attempts outside your Lab sessions with no deadline.

This quiz has been configured so that students may only attempt it using the Safe Exam Browser.

Time limit: 45 mins
 Grading method: Highest grade

Download Safe Exam Browser **Launch Safe Exam Browser** Launch Safe Exam Browser Back to the course

*Use normal browser (not SEB)
 - Go to the quiz page (need to log in Canvas)
 - Click "Launch Safe Exam Browser"*

To Do

- Welcome to CS1302 CS1302 Intro to Comp Prog'mg Jan 7 at 12:35pm
- Lecture/Lab Cancelled CS1302 Intro to Comp Prog'mg Feb 16 at 12am
- Lecture/Lab Cancelled CS1302 Intro to Comp Prog'mg Feb 17 at 12am
- Lunar New Year's Day CS1302 Intro to Comp Prog'mg Feb 17 at 12am
- Lecture/Lab Cancelled CS1302 Intro to Comp Prog'mg Feb 18 at 12am
- Lecture/Lab Cancelled CS1302 Intro to Comp Prog'mg Feb 19 at 12am
- Lab Cancelled CS1302 Intro to Comp Prog'mg Mar 2 at 12am

Safe Exam Browser (SEB)

- Click **Open Safe Exam Browser** or the button in the pop-up.

If you do not see a pop-up dialog, you need to click the button below.

- Canvas login page should appear in the Safe Exam Browser.

Open Safe Exam Browser?
 https://www.cs.cityu.edu.hk wants to open this application.
 Always allow www.cs.cityu.edu.hk to open links of this type in the associated app

Open Safe Exam Browser Cancel

Automated Installation for Lab PCs

For PCs in CSC Teaching Studios: (Where?)

- Double-click the Work Desk shortcut on the desktop.
- Search and click the Safe Exam Browser link for CS Department on the Work Desk page.

SEB is already installed in CS Labs PC.

Manual Installation

You may attempt the mock (NOT actual) quiz/exam on your own computer after installing SEB using the download links below.

[Download SEB 3.5.0 for Windows](#)
[Download SEB 3.6 for MacOS](#)

- **Log in within SEB to start the quiz**

In the SEB browser, log in, go to the quiz, and start to attempt the quiz. If you open multiple windows of OPTMentor, you can switch between the windows using the left bottom button.

Safe Exam Browser (SEB)

Manually install in your own PC

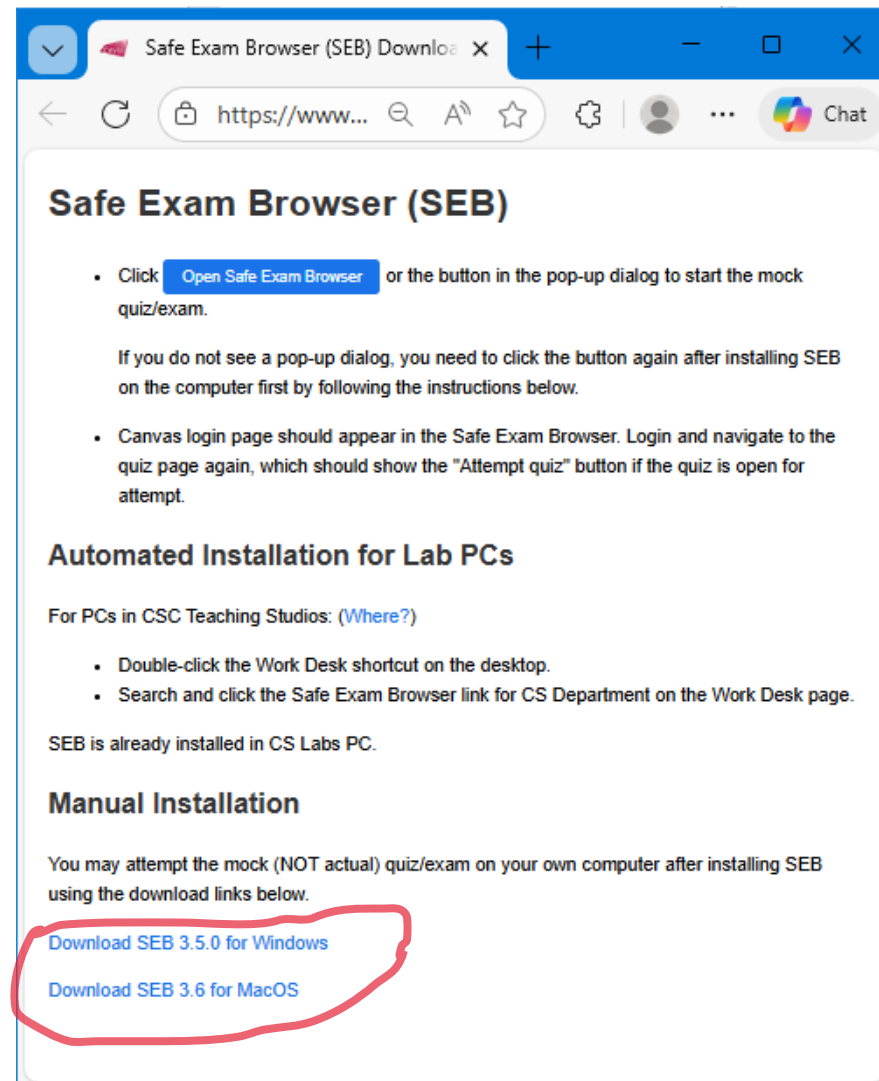
Collaborative E-Quiz (CE-Quiz)

- **In-class exercises** issued during the Lab session to be **comp** before the end of the 50-minute Lab, whichever earlier.
- Available after the corresponding E-Quiz is due.
- There will be a **demo CE-Quiz on the first Lab** in Week 2, b towards the final grade. Lab tutors will give important inform **Safe Exam Browser (SEB) on the Lab PC** (NOT students' la **assisted Visual Debugger OPTMentor** to attempt the CE-C Labs. Be sure to **attend all the labs** to avoid technical issues **cannot be compensated**.
- CE-Quizzes are conducted in the same manner as the **closer** examination. Students **may NOT use personal electronic d** phones, laptops, and smart glasses. They must be placed ins of the venue.
- Questions from CE-Quizzes mainly come from those in E-Qu to the midterm quiz and final examination, each CE-Quiz is t programming and debugging matters. Be sure to arrive the will have less time to do the CE-Quiz.
- Unlike E-Quizzes, collaboration is allowed for CE-Quizzes, so help from classmates, student helpers and TAs in the form o **answers**. Lab tutors may give additional hints to the class if
- Students will be sampled during lectures to explain their soli CE-Quizzes to secure the score. Make sure you attend the le

 Quiz for testing SEB

This is for **testing Safe Exam Browser (SEB)**. Unlike other CE-Quiz attempts outside your Lab sessions with no deadline.

https://www.cs.cityu.edu.hk/~ccha23/cs1302_25b_seb/



Safe Exam Browser (SEB) Download

Safe Exam Browser (SEB)

- Click [Open Safe Exam Browser](#) or the button in the pop-up dialog to start the mock quiz/exam.

If you do not see a pop-up dialog, you need to click the button again after installing SEB on the computer first by following the instructions below.

- Canvas login page should appear in the Safe Exam Browser. Login and navigate to the quiz page again, which should show the "Attempt quiz" button if the quiz is open for attempt.

Automated Installation for Lab PCs

For PCs in CSC Teaching Studios: [\(Where?\)](#)

- Double-click the Work Desk shortcut on the desktop.
- Search and click the Safe Exam Browser link for CS Department on the Work Desk page.

SEB is already installed in CS Labs PC.

Manual Installation

You may attempt the mock (NOT actual) quiz/exam on your own computer after installing SEB using the download links below.

- [Download SEB 3.5.0 for Windows](#)
- [Download SEB 3.6 for MacOS](#)